

# “High Frequency Ceramic Solutions”

## 1.85 GHz Balun

P/N 1850BL15A050

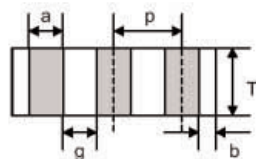
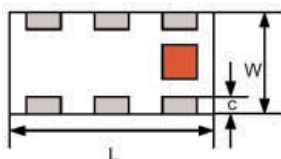
Detail Specification Page 1 of 2

Part Number	Frequency (MHz)	Impedance Bal. / Unbal.	Insertion Loss	Return Loss	Phase Difference	Amplitude Difference
1850BL15A050_	1700 - 2000	50 /50 Ω	1.0 dB	9.5 dB	180°±10°	2.0 dB

Input Power	Impedance	Operating Temperature Range	Reel Qty
3 Watts max	50 /50 Ω	-40 to +85°C	4000

### Mechanical Dimensions

	L	W	T	a	b	c	g	p
Inches	0.079 ± .004	0.049± .004	0.034 ± .004	0.012 ± .004	0.008 ± .004	0.012 + .004/-0.008	0.014 ± .004	0.026 ± .002
mm	2.0 ± 0.1	1.25 ± 0.1	0.85 ± 0.1	0.30 ± 0.1	0.20 ± 0.1	0.30+0.1/-0.2	0.35 ± 0.1	0.65 ± 0.05



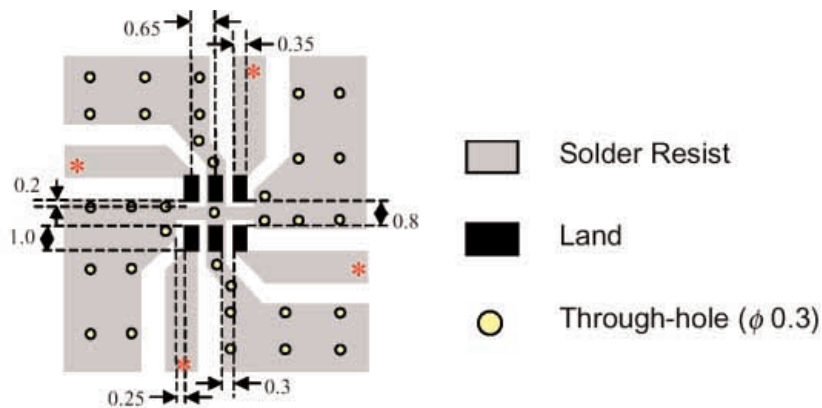
### Terminal Configuration

1	Unbalanced Port	4	Balanced Port
2	GND	5	GND
3	Balanced Port	6	NC



### Mounting Considerations

Mount these devices with brown colored side facing u  
Line width should be designed to provide 50Ω  
impedance matching characteristics.



Johanson Technology, Inc. reserves the right to make design changes without notice.  
All sales are subject to Johanson Technology, Inc. terms and conditions.

# “High Frequency Ceramic Solutions”

1.85 GHz Balun

P/N 1850BL15A050

Detail Specification Page 2 of 2

P/N 1850BL15A050 Balun  
Typical - Return Loss & Insertion Loss

